



CRITICAL COMPONENTS
GROUP

Granville-Phillips® Series 347 Stabil-Ion® Module

Advanced Vacuum Measurement Solutions

VACUUM PRODUCTS

Benefits

- Superior Stabil-Ion gauge performance in compact package.
- Accurate vacuum pressure measurement from the 10^{-11} Torr range (10^{-11} mbar, 10^{-9} Pa)
- Dual gauge filaments increase equipment uptime
- Analog or DeviceNet interface
- All metal design eliminates glass and provides high immunity to RF noise
- Modular design allows for quick and easy gauge replacement
- CE Compliant DeviceNet Version

Granville-Phillips vacuum gauge modules are an ideal solution for applications that do not need front panel displays and controls. These compact, convenient, and reliable modules mount the controller electronics directly on the gauge. The Stabil-Ion module makes available all the features and benefits of the Stabil-Ion gauge in a modular device.

The Stabil-Ion module is available in analog or DeviceNet versions. The DeviceNet version comes with two setpoint relays. These relays can be used for process control or safety interlocking. The DeviceNet version is also available with an optional display that provides local indication of vacuum system pressure. The Stabil-Ion module is part of the Granville-Phillips modular family of products that include the Mini-Convectron® module, Micro-Ion® module, and the Micro-Ion Plus module.

Stabil-Ion Gauge Technology

The stability, accuracy, and reliability of the Stabil-Ion gauge are the results of many years of testing and design. Stabil-Ion gauges are the only high vacuum process control gauge that do not change calibration over time. Its patented design is based on a number of enhancements including tensioned filaments, a precision-wound stress-relieved grid, and electrostatic shields. These enhancements result in an ionization gauge that is superior to all other designs in terms of accuracy, repeatability, and gauge-to-gauge reproducibility. The high measurement performance and rugged design of the Stabil-Ion gauge make it the gauge of choice for critical vacuum processes.



Granville-Phillips® Stabil-Ion® Gauge Module

Stabil-Ion Gauge Features and Benefits

Rugged Stainless Steel Enclosure: Prevents grid and filament damage during mounting and eliminates the risk of glass breakage.

Tensioned Filaments: Stay precisely positioned to maintain calibration.


Electrostatic Shields: Completely surround the electrode structure - providing a stable, accuracy enhancing electrical environment.

Precision-Wound, Stress-Relieved Grid:

Retains its original shape even after high-temperature degassing, thus reducing measurement errors.

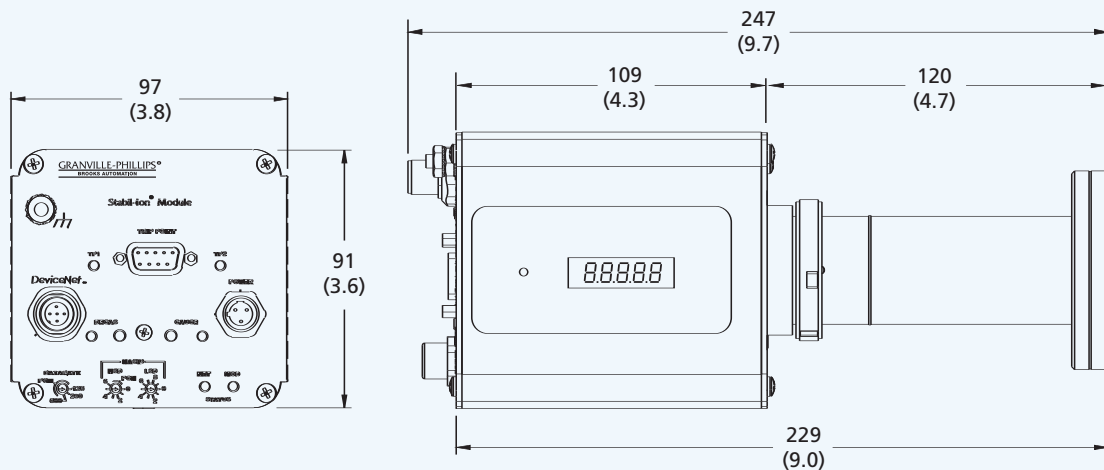
Vacuum Fired Components: The gauge is designed, constructed, and processed to minimize outgassing. The gauge is never touched by bare hands during manufacturing.

Choice of Range and Dual Filaments: Available as extended range or ultra-high vacuum, with burn-out resistant yttria-coated iridium filaments or corrosion resistant tungsten. Unscheduled down time is avoided by using the second filament as a back-up until the gauge can be replaced during the next routine maintenance cycle.



Granville-Phillips® Stabil-Ion® Gauge Cut-Away (connector with shield attached)

Dimensions



Dimensions are shown in millimeters (inches)

Stabil-Ion Module Features and Benefits

Wide Measurement Range: Monitor vacuum system performance continuously from 1×10^{-9} to 2×10^{-2} Torr

Simple Modular Design: Electronics and sensor are combined in one compact, easy to install module. The gauge can be easily and quickly replaced without the need for tools.

Two Output Versions: The module is available with an analog output without setpoints or DeviceNet communications with two setpoints.

DeviceNet Network Power Flexibility: Gauge power can be supplied either through the DeviceNet micro connector or through a separate connector.

Process Setpoints: On those versions with process setpoints, these contact relays provide for control of other vacuum components or safety interlocking. The settings are stored in non-volatile memory.

Local Display DeviceNet Version: An easy-to-read LED display is available in the DeviceNet version, that provides point-of-use pressure indication. The display orientation can be electronically inverted for flexibility in mounting locations.

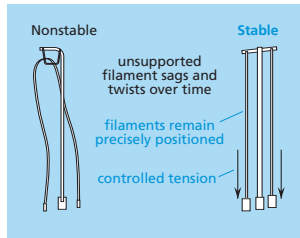
CE Compliant: the DeviceNet version is CE compliant.



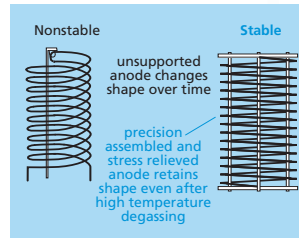
Granville-Phillips® Stabil-Ion® Gauge with DeviceNet Module Attached

Long-term, accurate measurement is assured by the unique design and careful manufacturing of the Stabil-Ion Gauges.

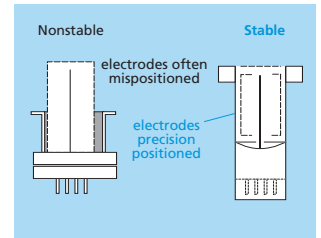
Here are the more important problems with older BA gauge designs that we removed in order to achieve accuracy over time and gauge-to-gauge. Sophisticated computer simulations of electron and ion trajectories helped greatly in identifying the causes of nonstable behavior.



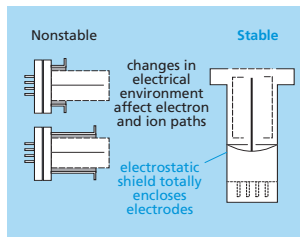
Filament must remain in position over time.



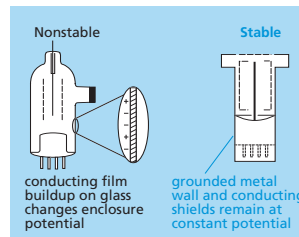
Anode must remain in position over time



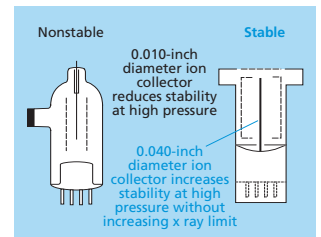
Electrode position relative to wall must not vary gauge to gauge.



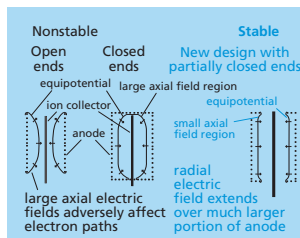
Electrical environment must not change.



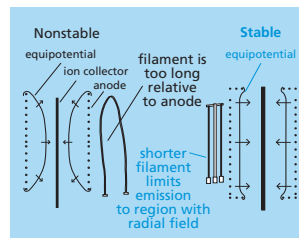
Electrical environment must not change.



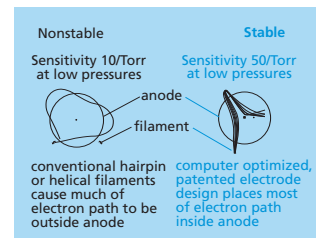
Ion space charge at high pressure must be minimized.



Axial electric fields must be minimized.



Electron emission must be limited to central region of anode.



Electron trajectories must be controlled.

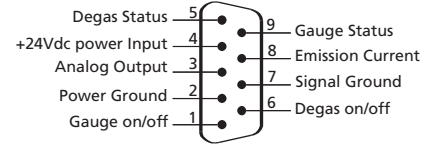
Technical Specifications

Measuring range for N ₂ or air ^{1, 2}	
UHV gauge	
Torr	2 x10 ⁻¹¹ to 2 x10 ⁻²
mbar	3 x10 ⁻¹¹ to 3 x10 ⁻²
Pa	3 x10 ⁻⁹ to 3
Extended range gauge	
Torr	2 x10 ⁻¹⁰ to 2 x10 ⁻²
mbar	3 x10 ⁻¹⁰ to 3 x10 ⁻²
Pa	3 x10 ⁻⁸ to 3
Accuracy for N ₂ ⁴	±25% of reading from 1 x10 ⁻⁸ to 1 x10 ⁻⁴ Torr
Repeatability ⁵	±3% of reading from 1 x10 ⁻⁸ to 1 x10 ⁻⁴ Torr
Emission currents	0.1 mA and 4.0 mA
X-ray limit ³	
UHV	2 x10 ⁻¹¹ Torr; 3 x10 ⁻¹¹ mbar; 3 x10 ⁻⁹ Pa
Extended range	2 x10 ⁻¹⁰ Torr; 3 x10 ⁻¹⁰ mbar; 3 x10 ⁻⁸ Pa
Degas	Electron bombardment, 20W with 2-minute timer
Filament material	Tungsten or yttria-coated iridium
Operating temperature	0 °C to 40 °C ambient, non-condensing
Non-operating temperature	-40 °C to 70 °C
Gauge bakeout temperature	450 °C with electronics removed
Power	24Vdc ±15%, 75W maximum, 3.75 A at 20 Vdc
Case material	Aluminum
CE compliance (DeviceNet only)	
EMC directive	89/336/EEC; EN 50081-2, EN 50082-2, EN 61326
Low voltage directive	73/23/EEC; EN 61010
Approximate weight	800 gm (1lbs, 12.5 oz)
Optional display ⁶	3-digits plus exponent, green LED: Torr, mbar or Pa
Set-point relays ⁷	Single-pole, double-throw (SPDT)
Contact rating	1A at 30 Vdc resistive, non-inductive
DeviceNet version	Two relays
Materials exposed to gas	All vacuum fired, UHV compatible
Internal volume	73.0 cm ³ , (4.45 inch ³) to the port screen

1. Measurements will change with different gases and mixtures. Correction factors for common gases are provided in the instruction manual.
2. Stabil-Ion Gauges are not intended for use with flammable or explosive gases.
3. The x-ray limit is the absolute lowest indication from the gauge. It is not practical to make repeatable measurements near the x-ray limit.
4. Accuracy (the difference between the gauge reading and a calibrated reference standard) is determined statistically and includes the combined performance of the gauge and electronics.
5. Repeatability refers to the ability of the same module to read the same pressure at different times.
6. Display available only with DeviceNet version.
7. Two relays with DeviceNet version and no relays with analog version.

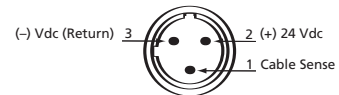
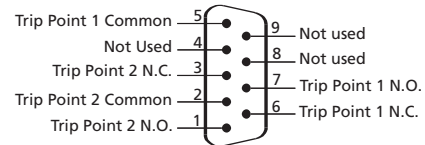
Analog Version

Output	1 volt/decade, logarithmic, 0-7 Vdc
Remote input signals	Gauge on/off, degas on/off, set by continuity to ground
Remote output signals	Gauge and degas status by open collector transistor



DeviceNet Version

Device type	Vacuum/pressure gauge device
Messaging	Polled I/O and explicit
Data rates	125K, 250K, or 500K switch selectable
Adjustable parameters	Trip points (value, direction, hysteresis), gauge on/off, degas on/off, measurement units
Trip points	Two



Ordering Information

Stabil-Ion Gauge Module

Select an output configuration, gauge filament type, gauge type, and measurement units to create the appropriate catalog number.

Stabil-Ion Gauge Module

Output Configuration

Analog output, no relays ¹	054
DeviceNet, no display	031
DeviceNet, digital display	032

Gauge Filament

Yttria-coated iridium	Y
Tungsten ²	T

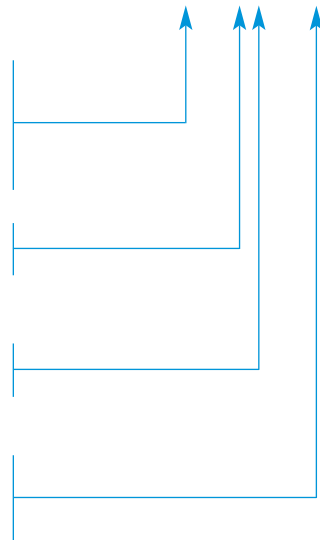
Gauge Type

Extended range	E
UHV	U

Measurement units

Torr	T
mbar	M
Pa	P

347 ### - ## - #



- 1 Analog modules available in Torr measurement units only. Conversion to mbar and pascal made by user externally with conversion factor.
- 2 Tungsten Filament only available in DeviceNet version.

Ordering Example

To order a Stabil-Ion Gauge Module with analog output, extended range gauge, yttria-coated iridium filaments, and measurement units in Torr, select catalog number 347054-YE-T.

Options

Accessory Power Supplies (for use with DeviceNet versions only)

347039 - #

North America 115Vac	1
North America 240 Vac	2
Universal Europe 220 Vac	3
United Kingdom 240 Vac	4



Configuration Tools

Call us or visit our website (www.brooks.com) for software configuration tools available at no charge to help you set up your Granville-Phillips DeviceNet modules.

Backed by GUTS®

All Granville-Phillips products are backed by the GUTS (Guaranteed Uptime Support) rapid response network, our comprehensive customer support program. When you call the GUTS service center, you are guaranteed immediate, competent response and action by a vacuum expert from our world-wide technical support staff. We're at work for you 24 hours a day, 365 days a year. 1-800-FOR-GUTS (800-367-4887).

For more information, please contact your local Brooks Automation sales representative or visit www.brooks.com.

