

Affinity® Thermal Control Products from Lydall

Lydall Affinity® thermal control solutions are designed and built to your manufacturing specifications and are focused on reducing energy consumption. High-performance refrigerated and non-refrigerated chillers and heating systems in compact, modular and user-friendly designs, deliver process temperature ranges of -80°C to +200°C.

Innovative, modular design.

Reliable performance.

Flexible applications.

R-Series — Water-Cooled Chiller


Features

- Facility water hook-up required
- Easy to install (Plug & Play)

Available options

- Air-cooled or water-cooled heat rejection
- Alternative coolant temperature ranges
- Many electrical configurations
- Various pumps available
- Open reservoir system
- RS-485 & RS-232 communications
- WinChill Control Software
- Various interlocks for flow, level, temp, etc.
- Choice of DB-25 or 4-pin configurations
- Internal or external coolant loop deionizing cartridges & sensors
- Coolant loop filter packages
- Stainless, engineered plastics, nickel only on wetted surfaces
- Adjustable low flow switch
- Quick connect external hose packages

Not all options available on all models.



Now you have a choice.

www.lydallaffinity.com

System Performance Characteristics

Model Nomenclature	RWA-012T-BE07CBD4
CE Marked	Yes
MET Listed	Yes
Weight	230 lbs.
Dimensions	22.5" L X 14.5" W X 24.5" H
Ambient Temperature Range	41°F - 104°F (5°C - 40°C)
Process Temperature Range	39°F - 86°F (4°C - 30°C)
Nominal Heat Removal	5kW
Pump Performance @ 60 Hz	4 gpm @ 55psi
Electrical Configuration:	
Voltage @ 60 Hz	208 - 230 Volts +/- 10%
Voltage @ 50 Hz	200 Volts +/- 10%
Phase	1
Total Amps	10.2
Maximum Fuse Disconnect (required of customer)	15
Power Cord Supplied	Nema, 6-15
Refrigerant	R-407C

Notes:

Data for water as a coolant.

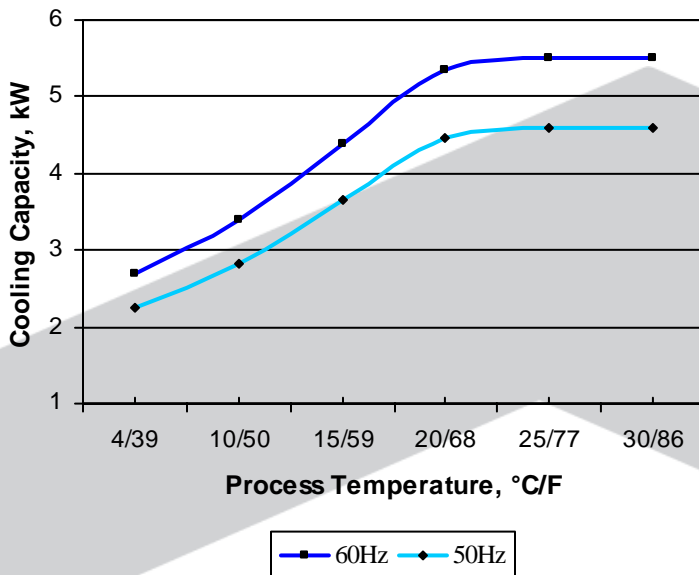
Data at 25°C plant water-water-cooled chillers.

Designed for indoor use between 5°C - 40°C ambient air.

Capacities decrease with increasing plant water temperature.

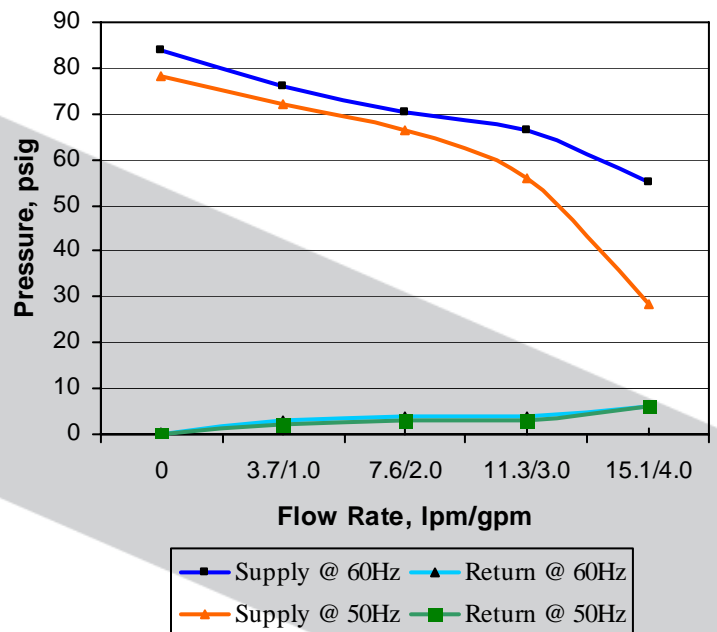
Cooling Capacity

KiloWatts vs. Process Temperature



Pump Performance

Coolant pressure versus flow rate



Now you have a choice.